

**Nayax Presents
Consumer Engagement
with Its Payment &
Loyalty App,
Monyx Wallet**




Boost your unattended machine sales. Compete with the store next door!



Consumers receive money back with gamification from Nayax



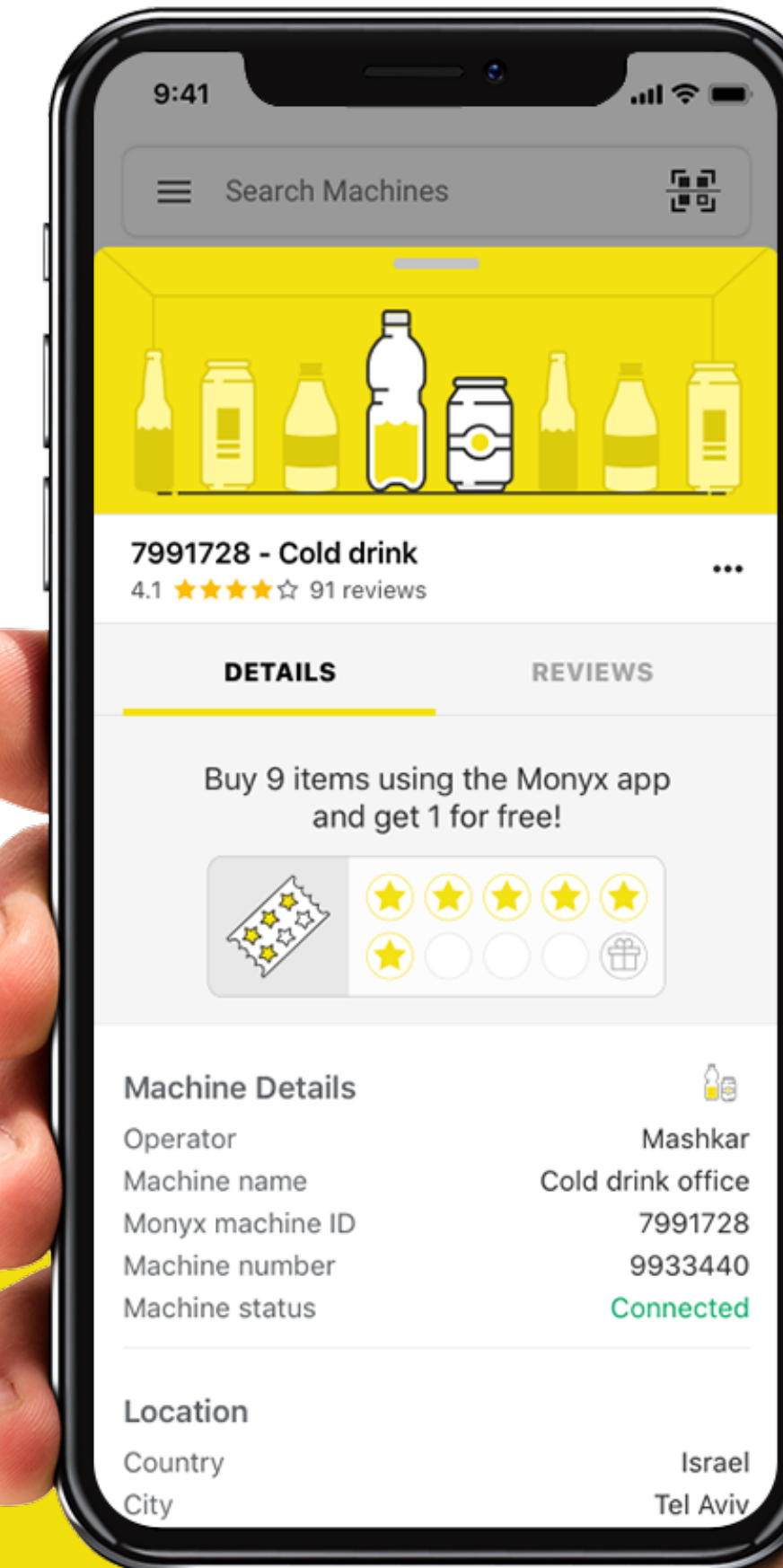
Provide more value for money with 10% bonuses on top-ups from Nayax



Gain return customers by providing consumers with loyalty and discounts' promotion



Offer the best experience and see consumers returning time and again



Monyx Wallet eases operations

- Digitize your refund process and reduce operational costs
- Receive feedback in real time from consumers and improve your consumer engagement
- Insights into machine popularity with machine ranking capabilities



Some of our customers have seen their
overall sales **have increased by 30%**
and cashless payments rise by
as much as 40%



Digitize traditional retail marketing concepts

Utilize successful retail strategies and apply them to the unattended world with Nayax's digital platform:

- Punch cards
- Discounts
- Bonus credit
- Cash back with gamification
- Instant refunds
- Direct feedback from consumers



Customers are loving the fact they don't have to do anything extra to participate. The "Shake to Win" has also proved very popular among consumers" Says James Smith, T Vend's director



How?

Click on the below **steps** to learn how to offer your consumers to pay with Monyx wallet while you enjoy higher revenue

1

Add Monyx to your operation

following the first 3 walks, starting the first wizard in the link



2

Increase revenue by offering special promotions

following the first 3 walks, starting the first wizard in the link



3

Download the sticker and place it on the machine to introduce the campaign



How to configure the sticker



* Please make sure that you have Monyx payment method at the Operator and Machine levels in NayaxVend



1 Open the MoMa app and find the relevant machine from the hierarchy list

2 Under the machine's dashboard view, click on the Action (+) icon

3 Click on Scan QR Registration. This activates the camera and you can scan the QR from the machine



4 This process is now completed

5 Create a trial transaction







How?

Additional features of Monyx Wallet will help you manage your operation easily (click on the link below)


Digitize your prepaid solution



Real time refund



Configure Monyx alert



Get More!



Machine ID _____



Operator said: "It was Unbelievably simple. A 15-minute setup on Nayax's dashboard and we were up and running!"